



PINE TRACE

248-852-7100

An Arthur Hills Design

www.pinetracegolf.com



— Pace of Play Policy —

**As a courtesy to our patrons,
Pine Trace operates a pace of play policy.**

This policy was developed to respond to one of the biggest obstacles to the enjoyment of the game of golf: Slow Play.

Here is how our pace of play policy works:

- On the 1st tee is a clock divided into 8 segments.
- As you leave the first tee your group will be assigned a number, 1 through 8 depending where the clock arm is at that time.
- As you approach other tees, you will see additional clocks. If your pace of play is correct, each clock arm will be in the numbered segment that you were assigned on the first tee.
- If any clock is pointing to a number after yours, you are falling behind. Please adjust your pace to insure that your group and those who follow will play at a 4-1/2 hour pace.
- If your group falls more than 15 minutes behind the pace of play, you will be asked to increase your pace.
- If your pace doesn't increase your group may be asked to advance to regain your position with the group in front of you.
- If slow play continues, your group may be asked to leave the course and resume play at an off-peak time.
- If the clock on any tee is pointing to a number prior to your time slot, you are quicker than required, for a 4-1/2 hour pace.

Great job, keep it up!

**Thank you for helping us make Pine Trace an
enjoyable experience for everyone!**

Lightning Safety Tips

There Are NO Lightning Safe Places on the Golf Course.

SEEK

Clubhouse,
Maintenance
Building,
Automobiles

When one of the above is not available, seek: dense woods, low-lying areas.

The USGA emphasizes that players should be made aware that they have the right to stop play if they think lightning threatens them.

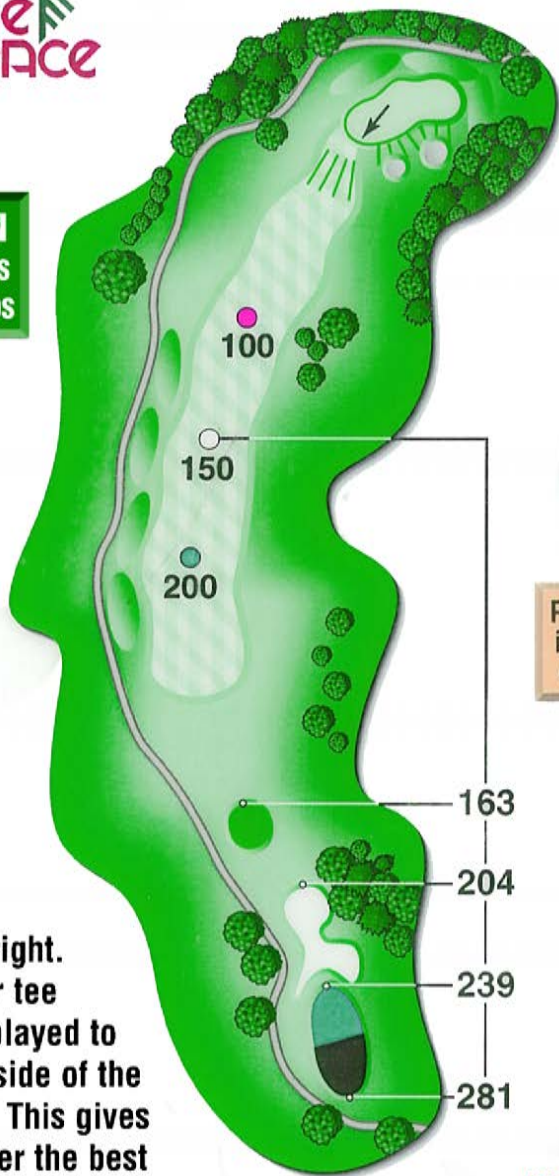
Raising your golf clubs or umbrellas above the head increases the risk of being struck by lightning.

AVOID

Open Areas,
Water,
Metal Fences,
Overhead Wires,
Power Lines,
Isolated Trees,
Elevated Ground,
Golf Cars,
Maintenance
Equipment



GREEN
D 35 YDS
W 15 YDS



A slight dogleg right. A proper tee shot is played to the left side of the fairway. This gives the player the best angle of approach.

1

Par 4

429

416

400

322

Hdcp. 5

Pace of Play
is based on
4:30 round



KEEP CARTS
ON PATH AT TEES
AND GREENS

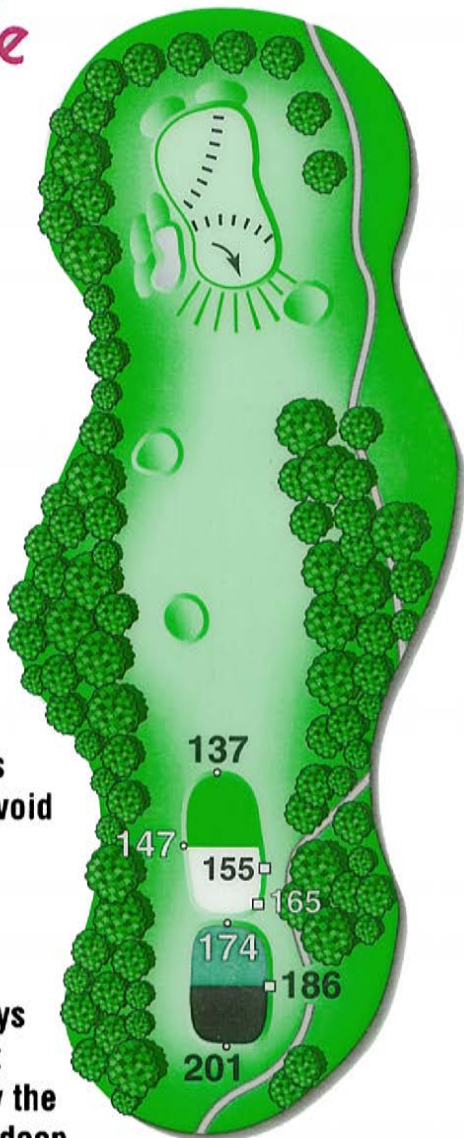


KEEP PACE
PLAY READY GOLF



GREEN
D 32 YDS
W 19 YDS

For this 196 yard Par 3, a well-played iron is required to avoid the sand trap and mounds surrounding the green. This hole plays longer than it looks to carry the green that is deep and slopes back to front.



2

Par 3

196

186

165

155

Hdcp. 15



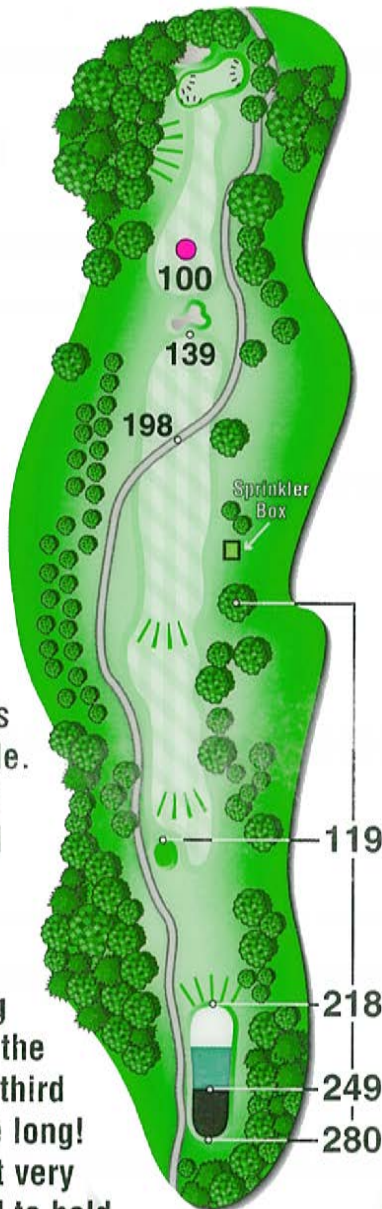


GREEN

D 19 YDS

W 33 YDS

Out of bounds is on the entire left length of this straightaway hole. The second shot is ideally played to the left side of the fairway to avoid the tree overhanging the right side of the fairway. For the third shot; **DO NOT** be long! This green is not very deep and is hard to hold.



3

Par 5

607

590

560

450

Hdcp. 1



**KEEP CARTS
ON PATH AT TEES
AND GREENS**

**OBEY
CART
RULES OF DAY!**



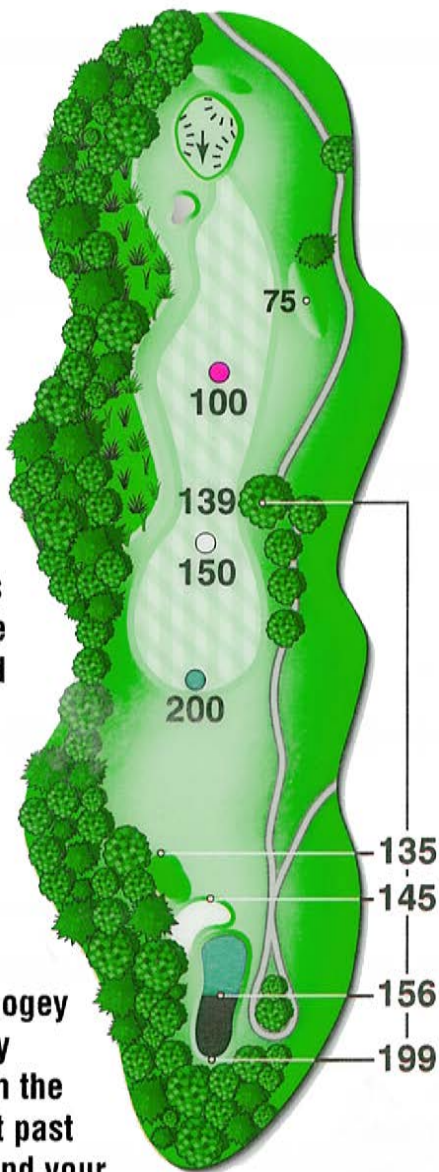
KEEP PACE
PLAY READY GOLF



GREEN
D 28 YDS
W 21 YDS



Your tee shot is critical because of wetlands and trees down the left side and large trees reaching out over half the fairway on the right. Miss the fairway and a bogey or double bogey is staring you in the face. A tee shot past the large tree and your approach shot is a short iron.



4

Par 4

337

325

310

278

Hdcp. 13



KEEP PACE
PLAY READY GOLF

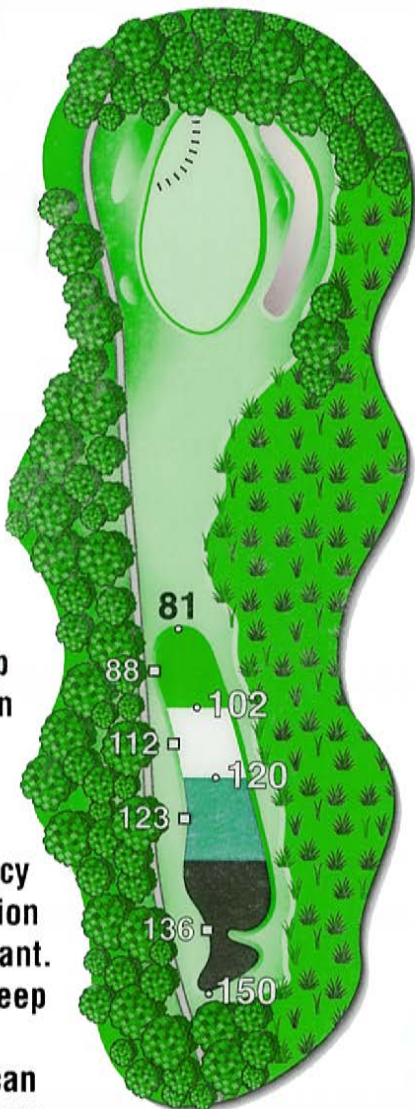


GREEN

D 35 YDS

W 17 YDS

A short Par 3 with a sand trap and wetlands on the right side. Don't be fooled by the short length – accuracy and club selection are very important. Green is very deep and undulated; club selection can change up to three clubs front to back.



5

Par 3

136

123

112

88

Hdcp. 17

5th Tee

1 Hour



KEEP CARTS
ON PATH AT TEES
AND GREENS



KEEP PACE
PLAY READY GOLF



GREEN
D 30 YDS
W 17 YDS



A tough driving hole with a lateral water hazard on the left and right. Right dogleg around the water. Aim your tee shot at the group of trees straight ahead with a slight fade. The green is guarded by a sand trap on the left.

6

Par 4

375

358

330

285

Hdcp. 11

**MEASUREMENTS
ARE TO THE
CENTER OF
GREEN**



KEEP PACE
PLAY READY GOLF



GREEN
D 20 YDS
W 34 YDS



Your tee shot is all carry over wetlands with trees and a sand trap in front of the green. This green is narrow, not very deep and surrounded by trouble. A high, soft, leveling shot is required to hold this green. Good luck.

7

Par 3

183

172

155

96

Hdcp. 9

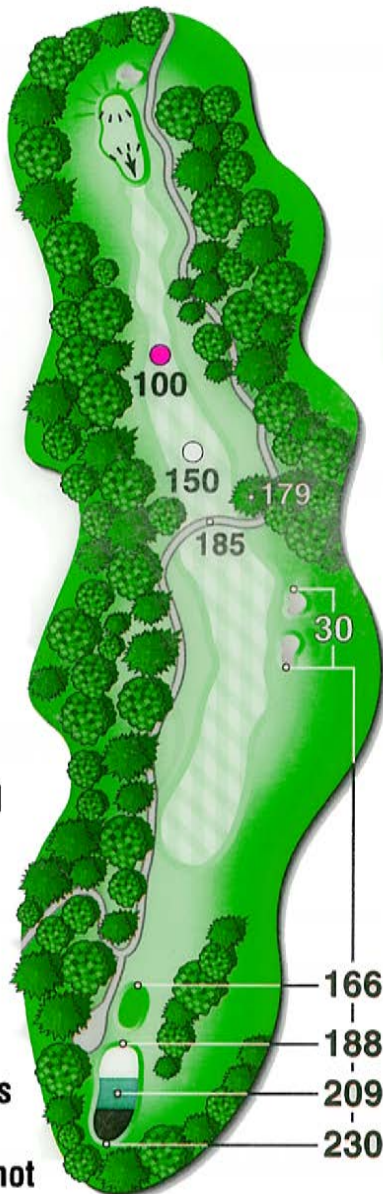


KEEP PACE
PLAY READY GOLF



GREEN
D 35 YDS
W 11 YDS

This Par 5 will yield birdies if you think your way through it. A slight draw on your tee shot will open the hole to provide a better angle for the second shot. If you shoot either long or left, you will miss this green and a double bogey is not out of the question.



8

Par 5

476

462

450

420

Hdcp. 7





GREEN
D 22 YDS
W 41 YDS

9

Par 5

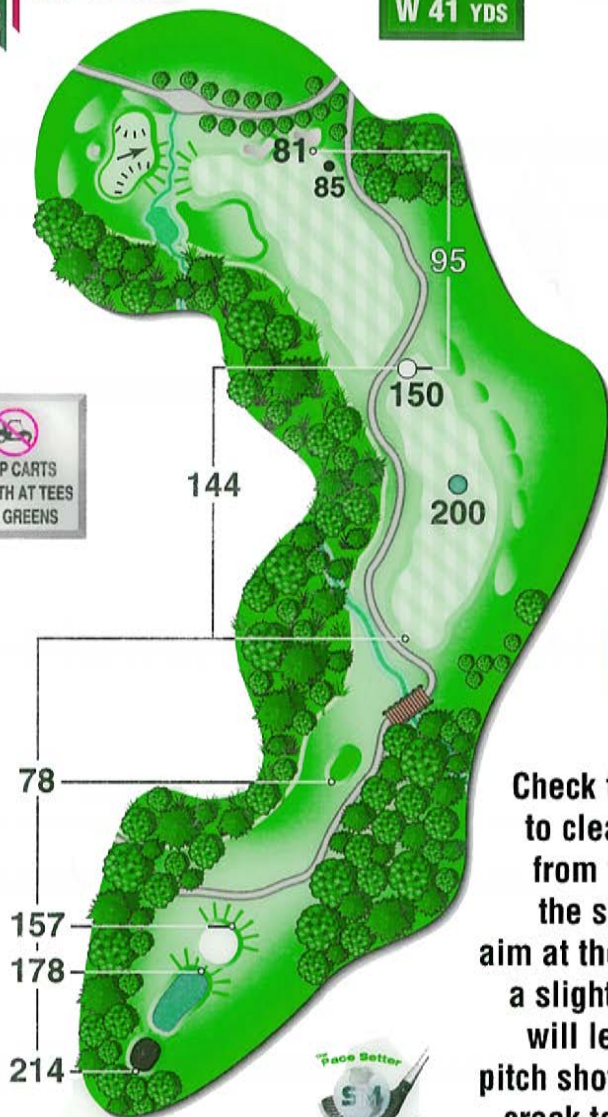
540

522

483

378

Hdcp. 3



9th Tee
2 Hours

Check the yardage to clear the creek from the tee. For the second shot, aim at the traps with a slight draw. This will leave a short pitch shot across the creek to the green.





GREEN
D 29 YDS
W 17 YDS



10

Par 4

328

316

308

281

Hdcp. 18

Turn Time
2 Hours
15 Min.



A well-placed tee shot of about 220 yards leaves you with a short iron to the green. Don't hit long. The green slopes severely from back to front. Plan ahead for the next hole by checking pin position on number eleven green.





GREEN
D 21 YDS
W 28 YDS



Out-of-bounds to the right and water to the left. The right side of the fairway is the safe side. This will give you a wide and deep green to hit into. Don't let the water intimidate you. Make a swing.



11

Par 4

340

330

316

275

Hdcp. 12

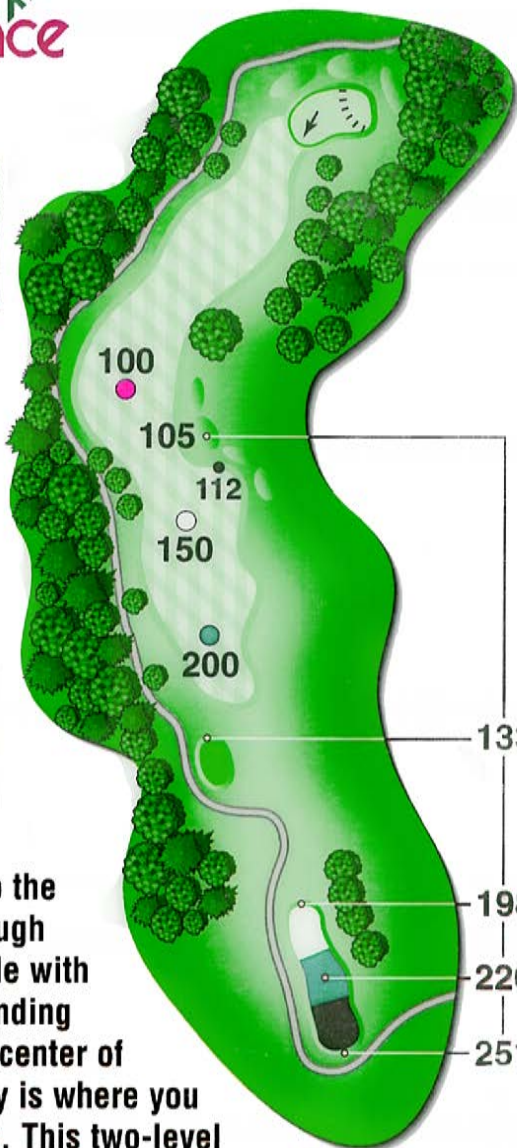




GREEN
D 28 YDS
W 23 YDS

OBEY
CART
RULES
OF DAY!

Doglegs to the right. A tough driving hole with a small landing area. Left center of the fairway is where you need to be. This two-level green slopes back to front.



12

Par 4

376

358

342

266

Hdcp. 10



133

198

220

251



KEEP PACE
PLAY READY GOLF



GREEN

D 35 YDS
W 21 YDS



There are out-of-bounds to the left of this green. The tee shot is all carry to an elevated green guarded by sand and grass bunkers. Be careful when the pin is on the right. Don't let those trees intimidate you.

13

Par 3

191

181

167

144

Hdcp. 16

MEASUREMENTS
ARE TO THE
CENTER OF
GREEN



KEEP CARTS
ON PATH AT TEES
AND GREENS

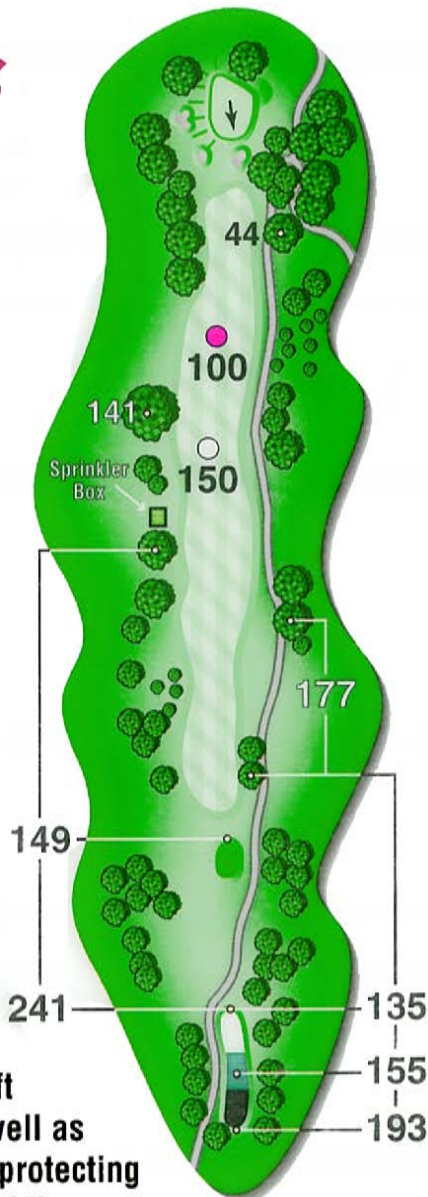


KEEP PACE
PLAY READY GOLF



GREEN
D 23 YDS
W 20 YDS

Tee shot placement should be slightly left of center. Favor the left side with your second shot. The green is guarded by sand on the left and right, as well as by large trees protecting the right side of the green.



14

Par 5

543

523

508

397

Hdcp. 4

14th Tee
3 Hours
15 Min.





GREEN
D 30 YDS
W 20 YDS

15

Par 4

368

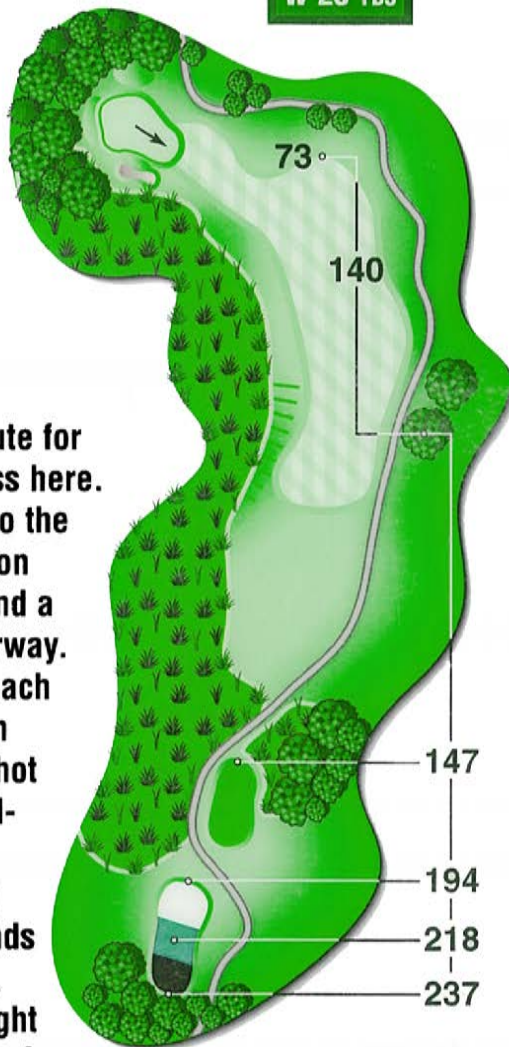
352

340

285

Hdcp. **8**

No substitute for straightness here. Wetlands to the left, trees on the right and a narrow fairway. Your approach requires an accurate shot to this well-protected hole. Sand and wetlands on the left, trees on right and plenty of trouble behind the green.

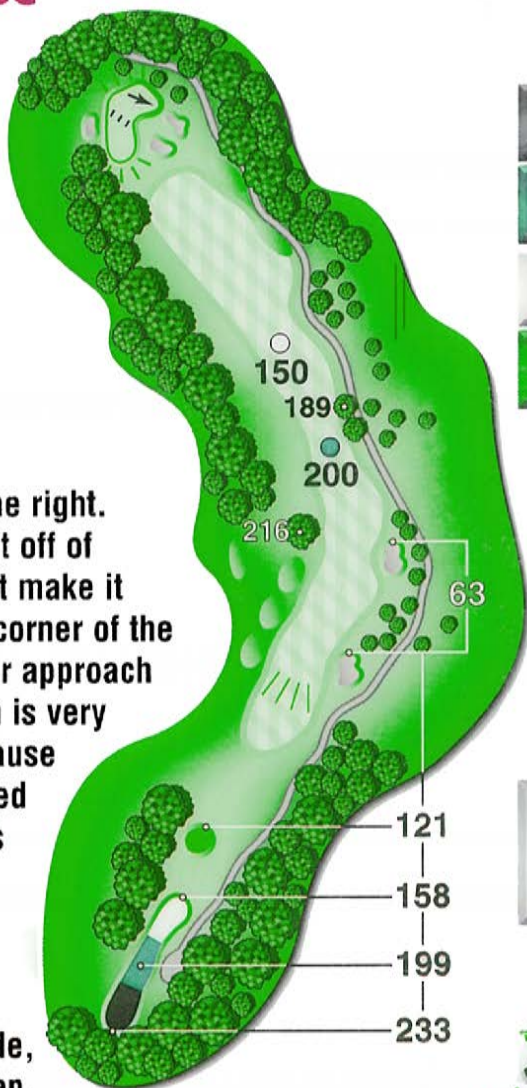




GREEN
D 14 YDS
W 34 YDS



Keep it to the right. Anything left off of the tee can't make it around the corner of the dogleg. Your approach to the green is very critical because it is protected by two traps in front and one on the back left side. The green is wide, not very deep, and hard to hold.



16

Par 5

542

519

499

437

Hdcp. 2

**OBEY
CART
RULES
OF DAY!**



KEEP PACE
PLAY READY GOLF



GREEN

D 31 YDS

W 27 YDS

This hole is reminiscent of number thirteen at the Medinah #3 course. The tees are elevated to a green guarded by wetlands, a creek and sand. From the back tee, this is as tough a Par 3 as you'll want to play.



17

Par 3

215

196

171

139

Hdcp. 14

MEASUREMENTS
ARE TO THE
CENTER OF
GREEN



KEEP CARTS
ON PATH AT TEES
AND GREENS

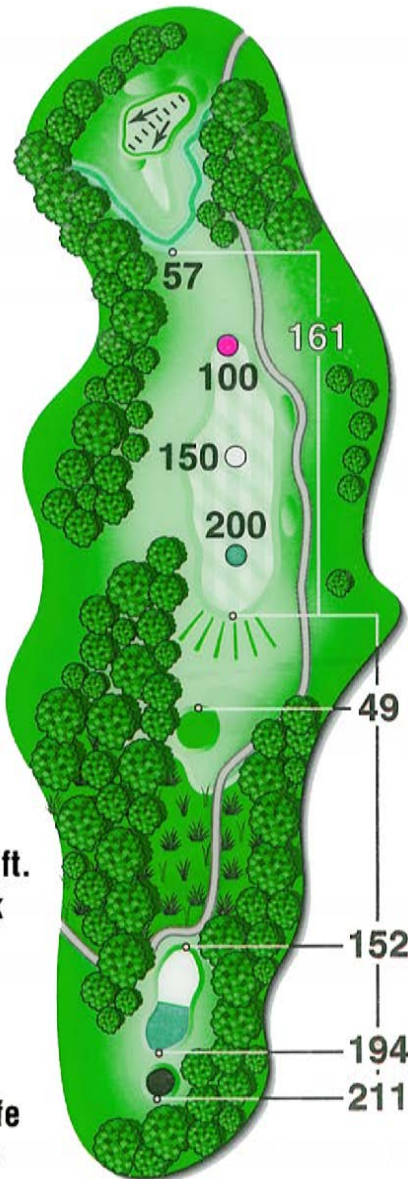




GREEN
D 22 yds
W 28 yds



Excellent finishing hole. Tee shot to the right with a slight draw, landing it on a fairway that slopes right to left. The ball will kick left to the center of the fairway. If pin is on the right side of the green, play it safe and shoot for the middle of the green.



18

Par 4

428

418

387

278

Hdcp. 6

Thank You For Playing!



KEEP PAGE
PLAY READY GOLF

